

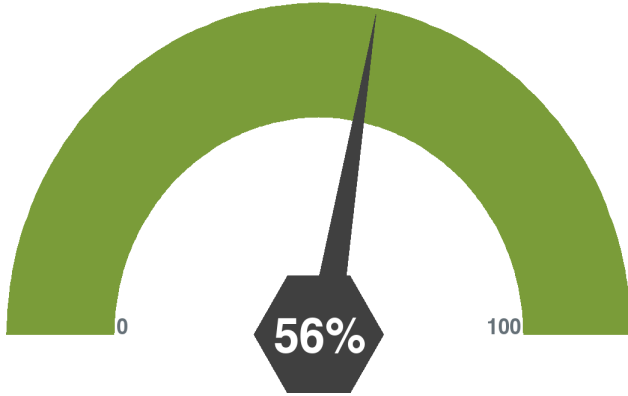
# Excel 2013 - Intermediate

Report Name Jane Sample  
Email/ID jane@sample.co.nz  
Date 08/14/2017  
Test Version 1.0

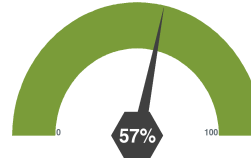
eTicket number 7540733726603943379  
Issued to Proctored Session:  
jane@sample.co.nz  
Time 19:57:00  
Time Taken 00:20:00

## Performance Overview

### Report Score



### All recorded Scores (out of 8793)



## Performance Compared to Other Test Takers

Percentile Ranking



## Performance Analysis

### Levels

Basic - 10 (total 11)



Intermediate - 9 (total 16)



Advanced - 1 (total 9)



### Topics

ANALYSIS - 3 (total 8)



EDITING - 8 (total 9)



FILE MANAGEMENT - 3 (total 3)



FORMATTING - 4 (total 8)




GRAPHICS - 0 (total 2)



PRINTING - 2 (total 4)



TOOLS AND AUTOMATION - 0 (total 2)



## QUESTIONS

Q#	Report Name	Status	Time(Sec)	Level
<b>ANALYSIS</b>				
2	Excel 2013 Create SUM Formula	✓	8	INT
7	Excel 2013 Use Absolute Cell References	✗	47	ADV
16	Excel 2013 Change Chart Type	✗	62	ADV
20	Excel 2013 Create a Chart	✓	57	INT
24	Excel 2013 Use a 3D Reference in a Formula	-	15	ADV
32	Excel 2013 Insert Slicer in PivotTable	-	6	INT
33	Excel 2013 Use Autofilter	✓	29	ADV
35	Excel 2013 Conditional Formatting Rule	-	8	INT
<b>EDITING</b>				
3	Excel 2013 Copy and Paste Cells	✓	17	BEG
4	Excel 2013 Select a Cell	✓	11	BEG
5	Excel 2013 Replace Text	✓	41	INT
12	Excel 2013 Fill Cell Range with Labels	✓	22	BEG
17	Excel 2013 Fill Adjacent Cells With Formulas	✓	17	INT
18	Excel 2013 Insert Column	✓	12	BEG
22	Excel 2013 Delete a Column	✓	9	BEG
28	Excel 2013 Create Defined Names	-	11	INT
36	Word 2013 Check Spelling	✓	27	INT
<b>FILE MANAGEMENT</b>				
1	Excel 2013 Save to Cloud	✓	34	BEG
8	Excel 2013 Save Workbook with New Name	✓	47	INT
21	Excel 2013 Create New Workbook Using Template	✓	81	INT
<b>FORMATTING</b>				
9	Excel 2013 Change Sparkline Style	✗	28	INT
10	Excel 2013 Add Border to Range	✓	26	INT
13	Excel 2013 Hide Column and Row	✗	37	INT
23	Excel 2013 Apply Accounting Number Format	-	12	BEG
25	Excel 2013 Rotate Text	✗	23	ADV
30	Excel 2013 Paper Size	✓	33	BEG
31	Excel 2013 Change Worksheet Margins	✓	35	BEG
34	Excel 2013 Apply Date Number Format	✓	27	INT
<b>GRAPHICS</b>				
14	Excel 2013 Create a Chart in Current Worksheet	✗	66	INT
19	Excel 2013 Rotate Chart	✗	50	ADV
<b>PRINTING</b>				
6	Excel 2013 Set Print Area	✗	27	INT
15	Excel 2013 Print Formulas	-	9	ADV
26	Excel 2013 Print Workbook	✓	31	BEG
29	Excel 2013 Print Preview	✓	53	BEG
<b>TOOLS AND AUTOMATION</b>				
11	Excel 2013 Display Developer Tab	✗	20	ADV
27	Excel 2013 Lock a Cell	✗	23	ADV